



# ISO BRITISH

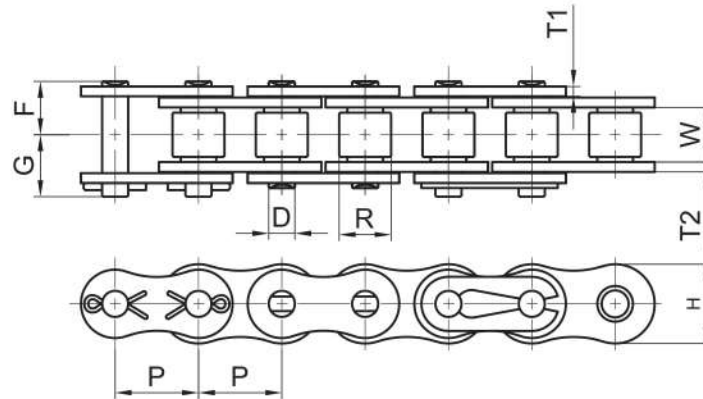


ISO BRITISH METRIC STANDARD ROLLER CHAIN

# SINGLE STRAND



1. Our PRINCE Chain precision roller chains are manufactured to **exceed ISO606** requirements.
2. All chain components are **heat-treated** to achieve maximum strength and greater wear resistance.
3. All PRINCE roller chain is **pre-loaded** during the manufacturing process to minimize initial elongation.
4. **Hot-dipped lubrication** ensures 100% lubrication of all chain components to extend wear life and reduce maintenance costs.



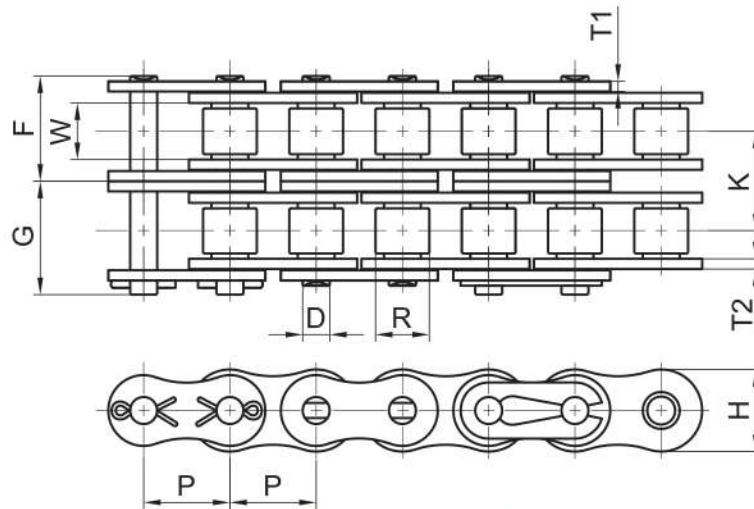
Chain	Pitch P	Roller		Plate			Pin Dia. D	Overall Width		Avg. Ult. Tensile Strength (Lbs.)	Max. Working Load (Lbs.)	Avg. Weight Per Foot (Lbs.)
		Width W	Dia. R	Height H	Thickness			F	G			
					T1	T2						
04B	0.236	0.110	0.157	0.197	0.024	0.024	0.073	0.132	0.175	728	132	0.087
05B	0.315	0.118	0.197	0.280	0.031	0.031	0.091	0.154	0.185	1,280	243	0.108
06B*	0.375	0.225	0.250	0.325	0.039	0.050	0.129	0.241	0.279	2,383	397	0.276
08B	0.500	0.305	0.335	0.465	0.059	0.062	0.175	0.324	0.368	4,236	883	0.443
083	0.500	0.192	0.305	0.406	0.050	0.050	0.161	0.254	0.274	3,310	552	0.282
10B	0.625	0.380	0.400	0.580	0.067	0.067	0.200	0.388	0.455	6,001	1,103	0.618
12B	0.750	0.460	0.475	0.635	0.073	0.073	0.225	0.444	0.574	7,237	1,544	0.813
16B	1.000	0.670	0.625	0.830	0.125	0.157	0.326	0.713	0.831	17,122	3,530	1.787
20B	1.250	0.770	0.750	1.040	0.125	0.176	0.401	0.791	0.961	23,167	4,192	2.433
24B	1.500	1.000	1.000	1.315	0.189	0.236	0.576	1.066	1.267	39,716	7,061	4.737
28B	1.750	1.220	1.100	1.460	0.236	0.287	0.626	1.297	1.474	57,367	9,929	6.437
32B	2.000	1.220	1.150	1.665	0.236	0.276	0.701	1.305	1.502	63,766	10,591	6.196
40B	2.500	1.500	1.550	2.085	0.315	0.323	0.901	1.626	2.028	93,773	15,224	10.953
48B	3.000	1.800	1.900	2.515	0.374	0.472	1.151	1.951	2.364	141,211	23,167	16.799
56B	3.500	2.100	2.125	3.063	0.472	0.531	1.351	2.256	2.587	211,321	17,064	23.875
64B	4.000	2.400	2.500	3.530	0.512	0.591	1.551	2.565	2.947	278,764	22,527	30.756
72B	4.500	2.700	2.850	4.079	0.591	0.669	1.751	2.894	3.248	348,456	28,193	40.654

## ISO BRITISH METRIC STANDARD ROLLER CHAIN



## DOUBLE STRAND

1. Our PRINCE Chain precision roller chains are manufactured to **exceed ISO606** requirements.
2. All chain components are **heat-treated** to achieve maximum strength and greater wear resistance.
3. All PRINCE roller chain is **pre-loaded** during the manufacturing process to minimize initial elongation.
4. **Hot-dipped lubrication** ensures 100% lubrication of all chain components to extend wear life and reduce maintenance costs.



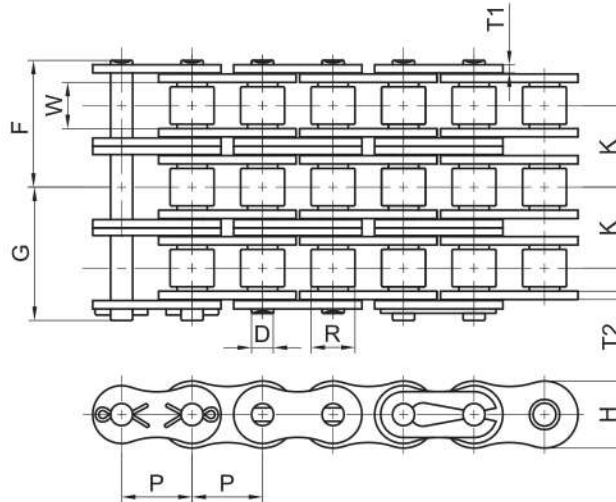
Chain	Pitch P	Roller		Plate			Pin Dia. D	Overall Width		Transverse Pitch K	Avg. Ult. Tensile Strength (Lbs.)	Max. Working Load (Lbs.)	Avg. Weight Per Foot (Lbs.)
		Width W	Dia. R	Height H	Thickness			F	G				
					T1	T2							
06B-2*	0.375	0.225	0.250	0.325	0.039	0.050	0.129	0.444	0.521	0.403	4,277	661	0.497
08B-2	0.500	0.305	0.335	0.465	0.059	0.062	0.175	0.609	0.672	0.548	7,937	1,433	0.874
10B-2	0.625	0.380	0.400	0.580	0.067	0.067	0.200	0.710	1.138	0.653	11,993	1,874	1.216
12B-2	0.750	0.460	0.475	0.635	0.073	0.073	0.225	0.836	0.946	0.766	14,462	2,646	1.613
16B-2	1.000	0.670	0.625	0.830	0.125	0.157	0.326	1.343	1.410	1.255	34,216	5,952	3.541
20B-2	1.250	0.770	0.750	1.040	0.125	0.176	0.401	1.512	1.661	1.435	46,297	7,165	4.811
24B-2	1.500	1.000	1.000	1.315	0.189	0.236	0.576	2.003	2.235	1.904	79,366	12,015	9.408
28B-2	1.750	1.220	1.100	1.460	0.236	0.287	0.626	2.469	2.658	2.345	114,640	16,865	12.741
32B-2	2.000	1.220	1.150	1.665	0.236	0.276	0.701	2.457	2.656	2.305	127,427	17,968	13.231
40B-2	2.500	1.500	1.550	2.085	0.315	0.323	0.901	3.049	3.451	2.846	187,393	25,794	21.503
48B-2	3.000	1.800	1.900	2.515	0.374	0.472	1.151	3.748	4.161	3.591	282,191	39,352	33.598
56B-2	3.500	2.100	2.125	3.063	0.472	0.531	1.351	4.354	4.685	4.197	395,663	47,480	47.273
64B-2	4.000	2.400	2.500	3.530	0.512	0.591	1.551	4.925	5.311	4.720	494,577	59,350	61.149
72B-2	4.500	2.700	2.850	4.079	0.591	0.669	1.751	5.571	5.925	5.365	618,225	74,180	80.636

ISO BRITISH METRIC STANDARD ROLLER CHAIN

# TRIPLE STRAND



1. Our PRINCE Chain precision roller chains are manufactured to **exceed ISO606** requirements.
2. All chain components are **heat-treated** to achieve maximum strength and greater wear resistance.
3. All PRINCE roller chain is **pre-loaded** during the manufacturing process to minimize initial elongation.
4. **Hot-dipped lubrication** ensures 100% lubrication of all chain components to extend wear life and reduce maintenance costs.



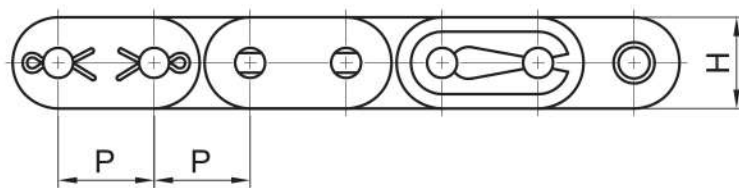
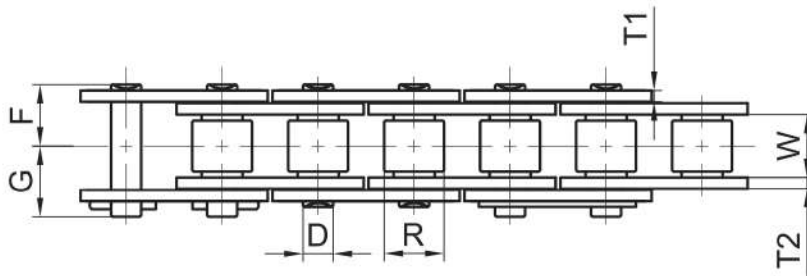
Chain	Pitch P	Roller		Plate			Pin Dia. D	Overall Width		Transverse Pitch K	Avg. Ult. Tensile Strength (Lbs.)	Max. Working Load (Lbs.)	Avg. Weight Per Foot (Lbs.)
		Width W	Dia. R	Height H	Thickness			F	G				
					T1	T2							
06B-3*	0.375	0.225	0.250	0.325	0.039	0.050	0.129	0.647	0.696	0.403	6,283	992	0.739
08B-3	0.500	0.305	0.335	0.465	0.059	0.062	0.175	0.890	0.949	0.548	11,244	2,205	1.310
10B-3	0.625	0.380	0.400	0.580	0.067	0.067	0.200	1.046	1.106	0.653	17,990	2,756	1.814
12B-3	0.750	0.460	0.475	0.635	0.073	0.073	0.225	1.220	1.288	0.766	21,693	3,858	2.412
16B-3	1.000	0.670	0.625	0.830	0.125	0.157	0.326	1.971	2.054	1.255	51,324	8,818	5.295
20B-3	1.250	0.770	0.750	1.040	0.125	0.176	0.401	2.228	2.409	1.435	69,446	10,472	7.224
24B-3	1.500	1.000	1.000	1.315	0.189	0.236	0.576	2.967	3.176	1.904	119,049	17,637	13.937
28B-3	1.750	1.220	1.100	1.460	0.236	0.287	0.626	3.831	3.642	2.345	171,600	24,750	20.24
32B-3	2.000	1.220	1.150	1.665	0.236	0.276	0.701	3.807	3.610	2.305	190,740	26,400	19.74
40B-3	2.500	1.500	1.550	2.085	0.315	0.323	0.901	4.874	4.472	2.846	280,500	37,950	33.93
48B-3	3.000	1.800	1.900	2.515	0.374	0.472	1.151	5.957	5.543	3.591	422,400	52,800	53.57
56B-3	3.500	2.100	2.125	3.063	0.472	0.531	1.351	6.453	6.791	4.197	503,574	55,393	75.71
64B-3	4.000	2.400	2.500	3.530	0.512	0.591	1.551	7.285	7.675	4.720	741,873	81,606	97.14
72B-3	4.500	2.700	2.850	4.079	0.591	0.669	1.751	8.268	8.622	5.365	927,341	102,008	128.43

**ISO BRITISH METRIC STANDARD ROLLER CHAIN**



**C TYPE**

1. Constructed with **straight side plates** rather than peanut-shaped for slightly increased fatigue strength.
2. All chain components are **heat-treated** to achieve maximum strength and greater wear resistance.
3. All PRINCE roller chain is **pre-loaded** during the manufacturing process to minimize initial elongation.
4. **Hot-dipped lubrication** ensures 100% lubrication of all chain components to extend wear life and reduce maintenance costs.



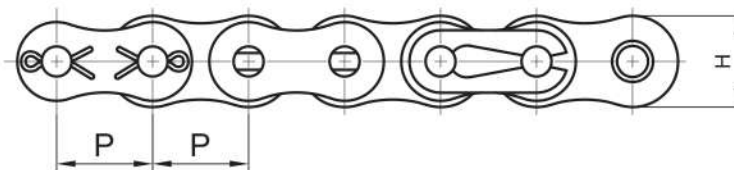
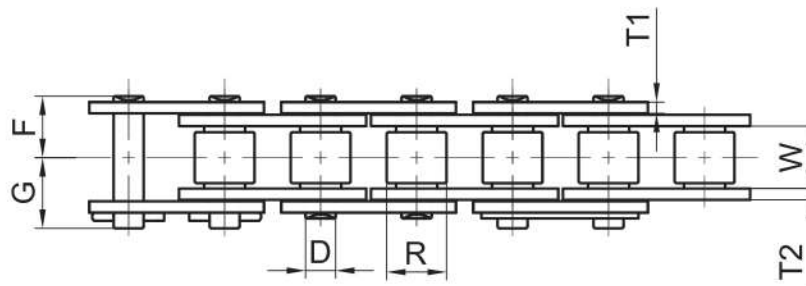
Chain	Pitch P	Roller		Plate			Pin Dia. D	Overall Width		Avg. Ult. Tensile Strength (Lbs.)	Max. Working Load (Lbs.)	Avg. Weight Per Foot (Lbs.)
		Width W	Dia. R	Height H	Thickness T1 T2			F	G			
C06B*	0.375	0.225	0.250	0.325	0.039	0.050	0.129	0.241	0.279	2,381	357	0.28
C08B	0.500	0.305	0.335	0.463	0.059	0.062	0.175	0.324	0.407	4,233	635	0.50
C10B	0.625	0.380	0.400	0.580	0.067	0.067	0.200	0.388	0.482	5,997	899	0.66
C12B	0.750	0.460	0.475	0.635	0.073	0.073	0.225	0.444	0.574	7,231	1,085	0.86
C16B	1.000	0.670	0.625	0.830	0.125	0.157	0.326	0.713	0.831	17,108	2,566	1.94
C20B	1.250	0.770	0.750	1.024	0.125	0.176	0.401	0.791	0.961	23,149	3,472	2.59
C24B	1.500	1.000	1.000	1.283	0.189	0.236	0.576	1.066	1.267	39,683	5,952	4.93
C28B	1.750	1.220	1.100	1.460	0.236	0.287	0.626	1.297	1.474	57,320	8,598	6.59
C32B	2.000	1.220	1.150	1.665	0.236	0.276	0.701	1.305	1.502	63,714	9,557	6.83

ISO BRITISH METRIC STANDARD ROLLER CHAIN

# HEAVY H SERIES



1. Heavy Series chain incorporates **thicker** plates for greater **strength** and **durability**.
2. All chain components are **heat-treated** to achieve maximum strength and greater wear resistance.
3. All PRINCE roller chain is **pre-loaded** during the manufacturing process to minimize initial elongation.
4. **Hot-dipped lubrication** ensures 100% lubrication of all chain components to extend wear life and reduce maintenance costs.



Chain	Pitch P	Roller		Plate		Pin Dia. D	Overall Width		Transverse Pitch K	Avg. Ult. Tensile Strength (Lbs.)	Max. Working Load (Lbs.)	Avg. Weight Per Foot (Lbs.)
		Width W	Dia. R	Height H	Thickness T		F	G				
04BH	0.236	0.110	0.157	0.197	0.035	0.073	0.165	0.205	0	1,124	169	0.101
06BH*	0.375	0.225	0.250	0.325	0.063	0.129	0.283	0.323	0	2,529	379	0.343
08BH	0.500	0.305	0.335	0.465	0.080	0.175	0.366	0.421	0	4,631	695	0.531
10BH	0.625	0.380	0.400	0.580	0.080	0.200	0.406	0.469	0	5,036	755	0.732
10BH-2	0.625	0.380	0.400	0.580	0.080	0.200	0.768	0.819	0.705	10,004	1,501	1.445
12BH	0.750	0.460	0.475	0.635	0.095	0.225	0.484	0.543	0	6,519	978	0.981
12BH-2	0.750	0.460	0.475	0.635	0.095	0.225	0.972	0.916	0.856	12,994	1,949	1.949
16BH	1.000	0.670	0.625	0.830	0.161	0.326	0.740	0.858	0	13,489	2,023	2.063
16BH-2	1.000	0.670	0.625	0.830	0.161	0.326	1.409	1.524	1.335	23,830	3,574	4.079