

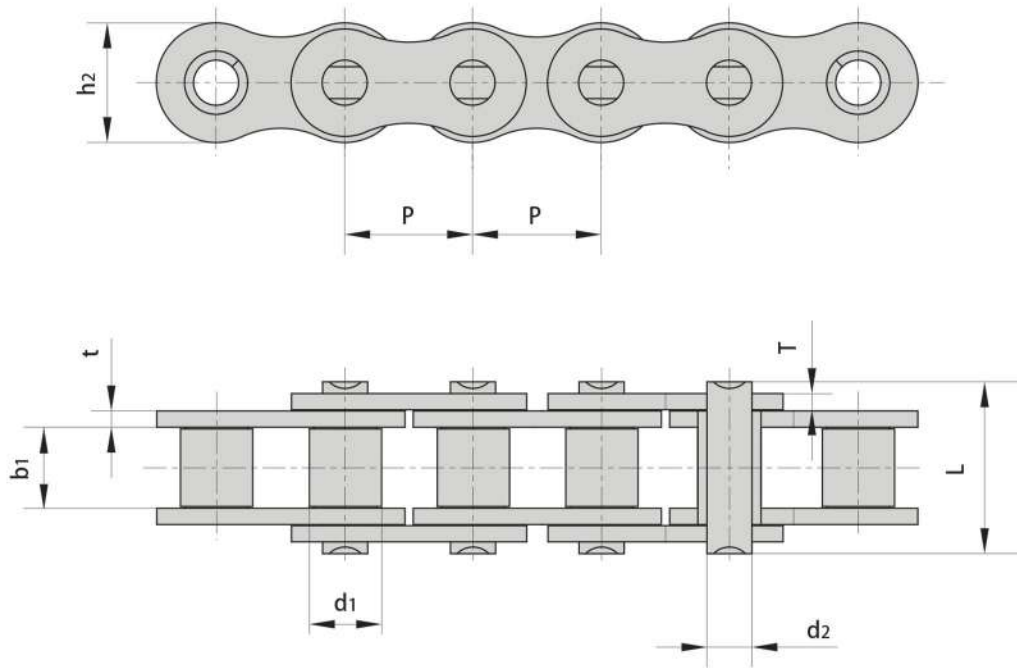


MOTORCYCLE CHAIN S



Motorcycle chains

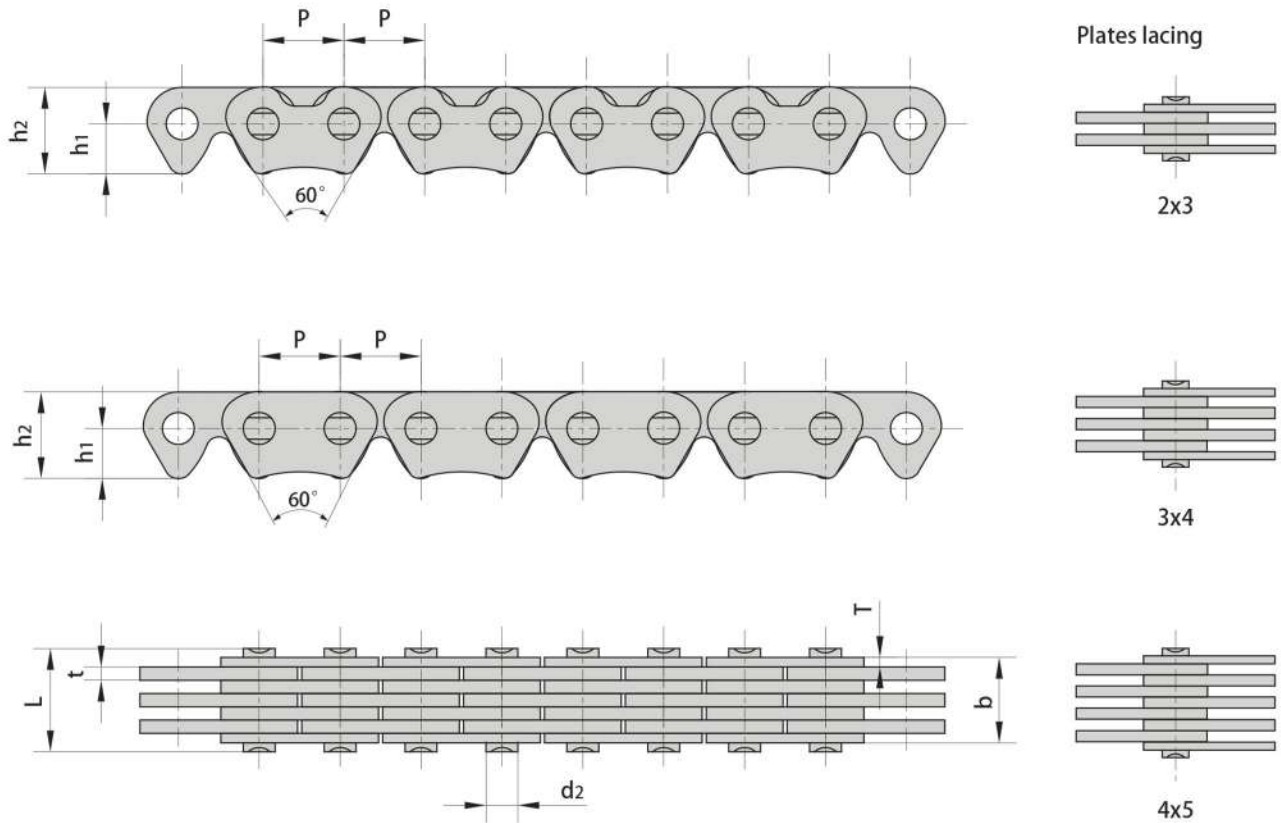
Engine chains



ISO Chain No.	Chain	Pitch	Bush diameter	Width between inner plates	Pin diameter	Pin length	Inner plate depth	Plate thickness	Ultimate tensile strength	Average tensile strength	Weight per meter
		P	d1 max	b1 min	d2 max	L max	h2 max	t/T max	Q min	Q0	q
		mm	mm	mm	mm	mm	mm	mm	kN/lbf	kN	kg/m
04C	25	6.350	3.30	3.18	2.31	7.90	6.00	0.80	3.5/795	4.6	0.15
25H	25H	6.350	3.30	3.18	2.31	8.90	6.00	1.04	4.8/1091	5.5	0.17
-	25H(E)	6.350	3.30	3.18	2.31	8.90	6.00	1.04	5.8/1304	6.4	0.18
-	25HF2	6.350	3.30	3.18	2.31	9.10	5.80	1.2/1.10	5.8/1304	6.4	0.19
219H	219H	7.774	4.59	5.00	3.01	11.90	7.40	1.2/1.04	7.3/1641	8.0	0.28
-	*C219H	7.774	4.59	5.00	3.01	11.90	7.40	1.2/1.04	7.3/1641	8.0	0.33
-	219HF1	7.785	4.60	4.50	3.28	13.00	7.00	2.0/1.40	9.0/2024	9.8	0.37
270H	270H	8.500	5.00	4.75	3.28	13.15	8.45	1.8/1.40	10.8/2428	11.9	0.43

Motorcycle chains

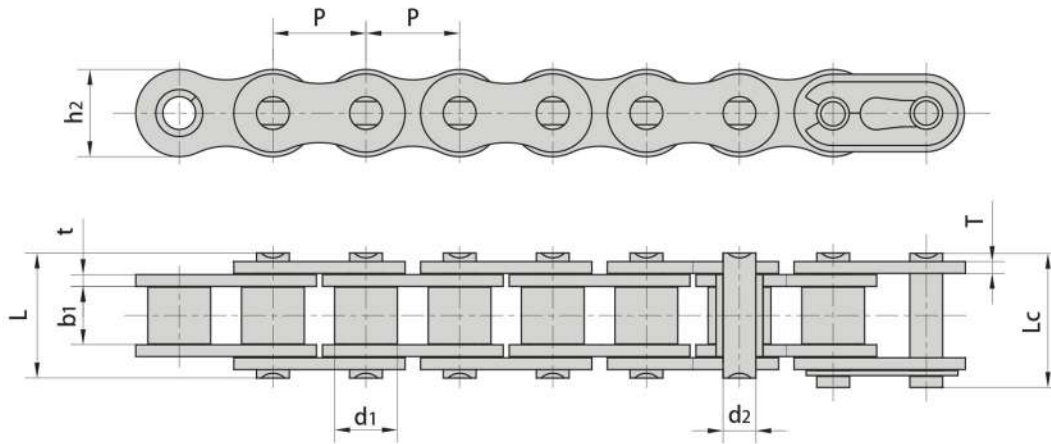
Engine silent chains



AUTOMOBILE CHAINS & MOTORCYCLE CHAINS

Chain	Pitch	Chain width	Pin diameter	Pin length	Distance from hole center to tooth	Plate depth	Plate thickness	Guide type	Number of plates	Ultimate tensile strength	Average tensile strength	Weight per meter
	P	b_{max}	d_2_{min}	L_{max}	h_1	h_2_{max}	t/T_{max}		n	Q_{min}	Q_0	q
	mm	mm	mm	mm	mm	mm	mm			kN/lbf	kN	kg/m
CL04-2x3	6.35	4.35	2.50	6.05	3.94	6.80	1.04/0.75	Outside	5(2x3)	5.19/1179	5.4	0.22
CL04-3x4	6.35	6.35	2.50	8.20	3.90	6.72	1.04/0.75	Outside	7(3x4)	8.82/2004	9.2	0.28
CL04-4x5	6.35	9.40	2.50	10.90	3.90	6.72	1.04	Outside	9(4x5)	11.76/2672	12.3	0.35

Motorcycle chains



ISO Chain No.	Chain	Pitch	Roller diameter	Width between inner plates	Pin diameter	Pin length		Inner plate depth	Plate thickness	Ultimate tensile strength	Average tensile strength	Weight per meter
		P	d1 max	b1 min	d2 max	L max	Lc max	h2 max	t/T max	Q min	Q0	q
		mm	mm	mm	mm	mm	mm	mm	mm	kN/lbf	kN	kg/m
-	*T3F	9.525	6.00	9.50	4.50	18.60	20.00	9.30	1.85/1.50	11.80/2653	13.6	0.61
420	420	12.700	7.77	6.25	3.96	14.70	16.10	12.00	1.50	16.00/3597	17.6	0.55
-	420F3	12.700	7.77	6.40	3.97	15.00	16.60	11.80	1.60/1.45	16.00/3597	17.6	0.64
-	420HF1	12.700	7.77	6.25	3.96	17.00	18.40	12.00	2.03	16.00/3597	17.6	0.76
-	420HT	12.700	7.77	6.25	3.96	17.00	-	12.00	2.03	21.40/4811	23.5	0.76
428	428	12.700	8.51	7.75	4.45	16.70	18.20	11.80	1.60	17.80/4002	19.6	0.70
-	428F1	12.700	8.51	7.94	4.50	16.70	18.05	11.80	1.60	17.15/3855	19.4	0.71
-	428DS	12.700	8.51	7.94	4.45	17.90	19.30	12.00	1.85	18.62/4186	21.0	0.76
428MH	428H	12.700	8.51	7.85	4.45	18.80	19.90	11.80	2.03	20.60/4631	23.4	0.79
-	428HF1	12.700	8.51	7.85	4.45	17.90	19.00	11.80	1.80	19.50/4384	20.7	0.74
-	428HSH	12.700	8.51	7.75	4.45	20.00	-	12.00	2.42	27.00/6070	29.4	0.89
-	428HF4	12.700	8.51	7.94	4.50	18.90	20.10	11.80	2.03	20.50/4609	23.4	0.82
-	428HD	12.700	8.51	7.85	4.45	18.80	19.90	11.80	2.03	20.60/4631	23.4	0.85
520	520	15.875	10.16	6.25	5.08	17.50	19.00	15.09	2.03	26.50/5957	29.7	0.89
-	520F2	15.875	10.16	6.35	5.24	17.50	19.05	15.09	2.03	26.50/5957	29.7	0.97
-	520F3	15.875	10.16	6.48	5.08	17.50	19.00	15.09	2.03	26.50/5957	29.7	0.89
520MH	520MH	15.875	10.22	6.25	5.25	19.00	21.20	15.30	2.20	30.50/6857	33.6	-
-	520HF2	15.875	10.22	6.25	5.30	19.30	-	15.30	2.42	32.00/7194	35.2	1.25
-	520HF3	15.875	10.22	6.25	5.30	19.80	-	15.30	2.80/2.42	40.00/8992	44.0	1.36
-	520HF4	15.875	10.16	6.25	5.08	19.30	20.80	15.09	2.42	26.50/5957	29.7	1.10
-	520HD	15.875	10.16	6.35	5.34	18.60	20.00	15.09	2.20	35.00/7868	38.5	1.04
525	525	15.875	10.16	7.95	5.08	19.30	20.70	15.09	2.03	26.50/5957	29.7	1.06
525MH	525MH	15.875	10.22	7.85	5.25	21.20	23.20	15.30	2.20	30.50/6857	33.6	-
-	525HF1	15.875	10.16	7.95	5.08	20.90	22.30	15.09	2.42	26.50/5957	29.7	1.20
530	530	15.875	10.16	9.40	5.08	20.70	22.20	15.09	2.03	26.50/5957	29.7	1.06
-	530SH	15.875	10.16	9.40	5.08	22.10	-	15.09	2.42	32.80/7374	33.5	1.24
630	630	19.050	11.91	9.40	5.96	24.00	26.20	18.60	2.42	35.30/7936	38.8	-